

# DYNANAIL HYBRID™

## PRODUCT INFORMATION

### NAIL SYSTEM

### SYSTEM OVERVIEW

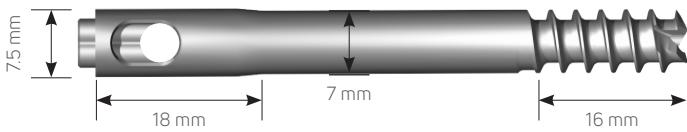
A member of the DynaNail® family, the DynaNail Hybrid™ Fusion System shares the same maintained active compression benefits and instrumentation as DynaNail Mini® with some notable differences:

- Threaded proximal tip for easier insertion, similar to a screw
- One distal interlocking screw instead of two
- Implant lengths up to 100 mm to target subtalar fusion procedures
- Additional NiTiNOL post-operative compression

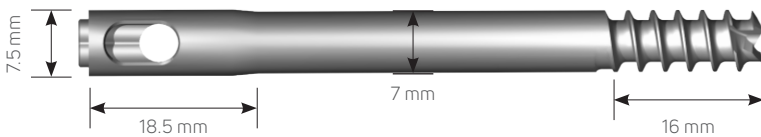


### IMPLANT SPECIFICATIONS

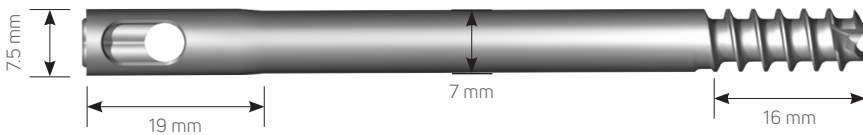
#### 7 X 60 MM



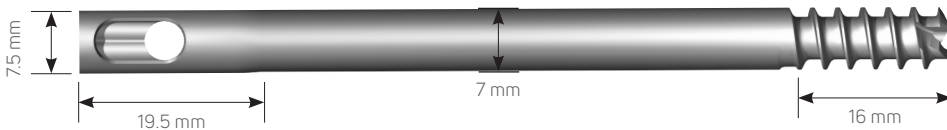
#### 7 X 70 MM



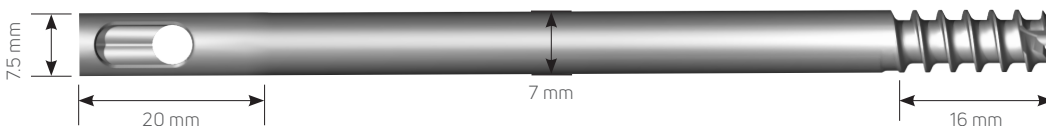
#### 7 X 80 MM



#### 7 X 90 MM



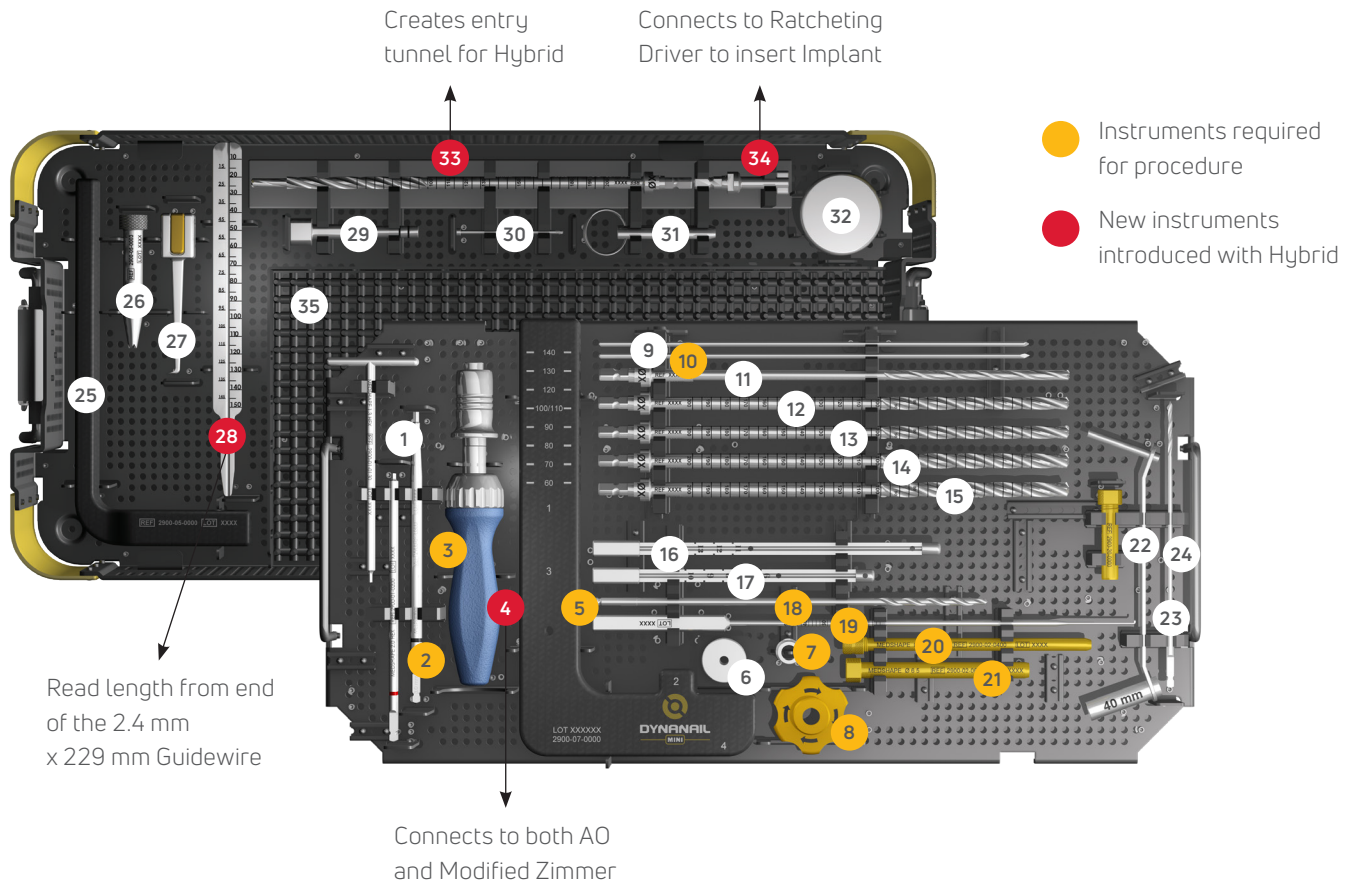
#### 7 X 100 MM



### AMOUNT OF AVAILABLE NITINOL COMPRESSION BY IMPLANT LENGTH

NAIL LENGTH	COMPRESSION
60 MM	2.2 MM
70 MM	3.0 MM
80 MM	3.8 MM
90 MM	4.5 MM
100 MM	5.3 MM

## INSTRUMENT GUIDE



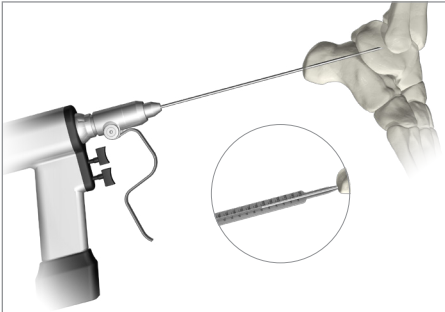
#	DESCRIPTION	PART #	QTY
1	2.0 MM ENDCAP T-HANDLE	2900-01-0201	2
2	2.0 MM HEX DRIVER	2900-01-0200	2
3	3.0 MM HEX DRIVER	2900-01-0300	2
4	BLUE-HANDLE RATCHET DRIVER	2900-12-0001	1
5	TARGETING FRAME	2900-07-0000	1
6	RETENTION KNOB	2900-10-0000	1
7	BONE APPPOSITION SLEEVE	2900-22-0078	1
8	COMPRESSION KNOB	2900-23-0000	1
9	2.0 MM STEINMANN PIN	2200-19-0020	4
10	GUIDEWIRE, 2.4 X 229 MM	2900-04-0229	3
11	5.0 MM CANNULATED DRILL	2900-16-050	1
12	7.0 MM CANNULATED REAMER	2900-16-070	1
13	7.5 MM CANNULATED REAMER	2900-16-075	1
14	8.0 MM CANNULATED REAMER	2900-16-080	1
15	8.5 MM CANNULATED REAMER	2900-16-085	1
16	IMPLANT TRIAL (110-140 MM)	2900-15-0002	1
17	IMPLANT TRIAL (60-100 MM)	2900-15-0003	1
18	4.0 MM TRANSVERSE SCREW DRILL	2900-03-0400	2

#	DESCRIPTION	PART #	QTY
19	SCREW DEPTH GAUGE	2900-17-0000	1
20	4 MM GUIDE SLEEVE	2900-02-0400	2
21	6.5 MM DRILL GUIDE	2900-02-0650	2
22	PARALLEL PIN GUIDE	2900-20-0000	1
23	SOFT TISSUE PROTECTOR	2900-13-0000	1
24	2.5 MM FENESTRATION DRILL	2201-09-0025	1
25	GUIDEWIRE GUIDE ARM	2900-05-0000	1
26	GUIDEWIRE GUIDE CANNULA	2900-05-0003	1
27	GUIDEWIRE GUIDE STYLUS	2900-05-0001	1
28	GUIDEWIRE DEPTH GAUGE	2900-17-0001	1
29	REMOVAL ATTACHMENT	2900-18-0000	1
30	REMOVAL CONNECTION SCREW	2900-24-0250	1
31	REMOVAL STRIKE PLATE PIN	2900-21-0001	1
32	REMOVAL STRIKE PLATE	2900-21-0000	1
33	7.5 STEP REAMER, HYBRID	2901-01-0075	1
34	NAIL GUIDE ADAPTOR, HYBRID	2901-00-0078	1
35	T15 DRIVER, HYBRID	2901-02-0015	1

## QUICK REFERENCE GUIDE

The following is a general overview of the DynaNail Hybrid™ Surgical Technique intended to be used as an easy reference. A more detailed surgical technique including technical tips is available upon request.

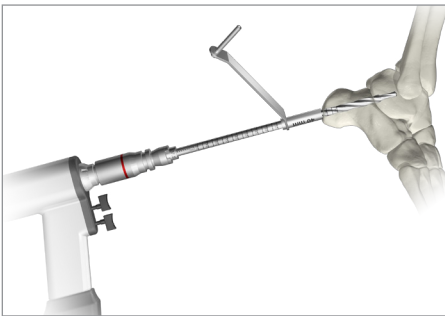
### STEP 1: PLACE GUIDEWIRE, DETERMINE IMPLANT LENGTH



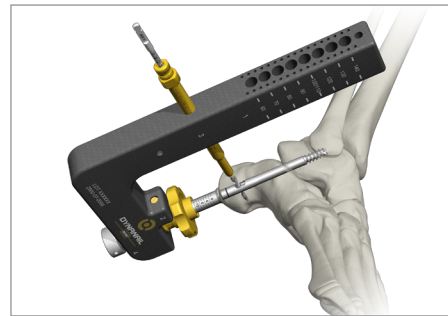
### STEP 5: MANUALLY COMPRESS JOINT



### STEP 2: REAM ENTRY CANAL



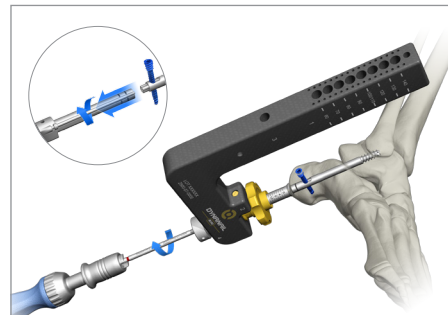
### STEP 6: DRILL, INSERT SCREW



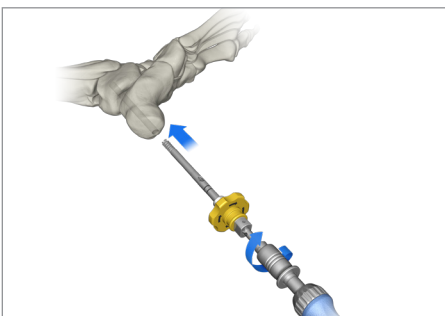
### STEP 3: LOAD MANUAL COMPRESSION KNOB



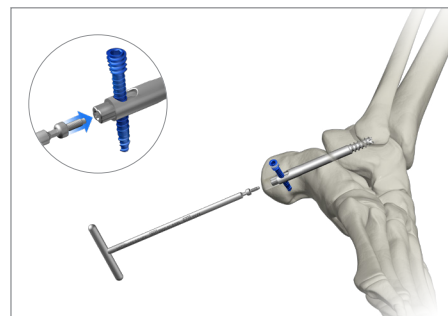
### STEP 7: RELEASE NAIL



### STEP 4: INSERT WITH HANDLE



### STEP 8: INSERT ENDCAP



## ORDERING INFORMATION

### DYNANAIL HYBRID™ IMPLANTS

DESCRIPTION	PART #
DYNANAIL HYBRID, 7 MM X 60 MM	2601-00-7060
DYNANAIL HYBRID, 7 MM X 70 MM	2601-00-7070
DYNANAIL HYBRID, 7 MM X 80 MM	2601-00-7080
DYNANAIL HYBRID, 7 MM X 90 MM	2601-00-7090
DYNANAIL HYBRID, 7 MM X 100 MM	2601-00-7100
HEADLESS SCREW, 4 MM X 22 MM	2600-04-4322
HEADLESS SCREW, 4 MM X 24 MM	2600-04-4324
HEADLESS SCREW, 4 MM X 26 MM	2600-04-4326
HEADLESS SCREW, 4 MM X 28 MM	2600-04-4328
HEADLESS SCREW, 4 MM X 30 MM	2600-04-4330
HEADLESS SCREW, 4 MM X 32 MM	2600-04-4332
HEADLESS SCREW, 4 MM X 34 MM	2600-04-4334
HEADLESS SCREW, 4 MM X 36 MM	2600-04-4336
HEADLESS SCREW, 4 MM X 38 MM	2600-04-4338
HEADLESS SCREW, 4 MM X 40 MM	2600-04-4340

### DYNANAIL HYBRID™ SINGLE-USE INSTRUMENTS

DESCRIPTION	PART #
STEINMANN PIN, 2 MM X 9"	2200-19-0020
2.5 MM X 6" DRILL	2201-09-0025
TRANSVERSE SCREW DRILL, 4 MM, STEPPED	2900-03-0400
GUIDEWIRE, 2.4 MM X 229 MM	2900-04-0229
CANNULATED STEP DRILL, 7.5 MM	2901-01-0075

## ADDITIONAL RESOURCES

Want to learn more about DynaNail Hybrid™? Additional supporting materials can be found on the Allego app.

- Sales Sheet
- Product Brochure
- Subtalar Fusion Surgical Technique Guide
- Clinical Slide Deck

**enovis**

T 800.495.2919 F 877.778.3864

Medshape, Inc.  
1575 Northside Drive NW | Suite 440 | Atlanta, GA 30318 | U.S.A.  
enovis.com/foot-and-ankle

Copyright © 2022 DJO Foot and Ankle  
MK-10210 Rev 01

1. Data on File, MedShape, Inc. 2022

Individual results may vary. Neither Medshape, Inc. nor any of the Enovis companies dispense medical advice. The contents of this document do not constitute medical, legal, or any other type of professional advice. Rather, please consult your healthcare professional for information on the courses of treatment, if any, which may be appropriate for you.