

(01EP-XS, 01EP-S, 01EP-M, 01EP-L, 01EP-XL)

Aircast® AirSelect™ Elite

AirSelect Elite :

- Engineered to provide protection, comfort and edema control.
- Specifically designed for stable fractures of the lower leg, foot, and ankle; sever ankle sprains; and post-operative use.
- Pre-inflated front panel aircell and overlapping distal Duplex aircells
- Enclosed toe cover.

Application Information

A cotton or cast sock will enhance comfort – NOT INCLUDED. Refer to IFU for warning and precautions.

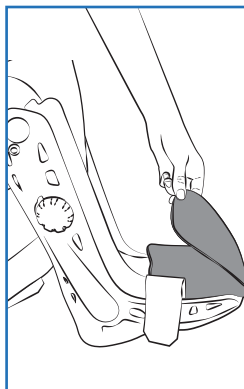
Prepare Boot

- Unfasten straps.
- Remove front panel.
- Open liner.

1

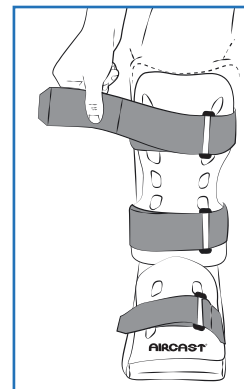
Apply Boot

- Put on the sock included with the boot. While seated, place foot in boot.
- Position heel against back of the boot.
- Wrap foot flaps over the foot and the toe cover around toes.



2

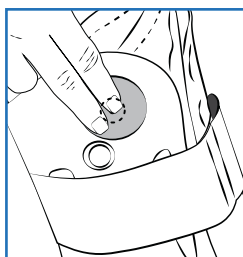
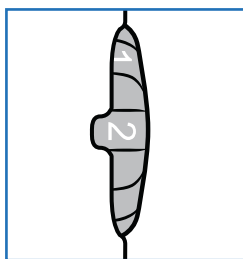
- Replace front panel.
- Position front panel so the Aircast logo is over the toes.
- Secure straps from bottom to top.
- Tighten until snug and comfortable.



Adjust Aircell Compression

The STANDARD walking brace aircells are initially deflated

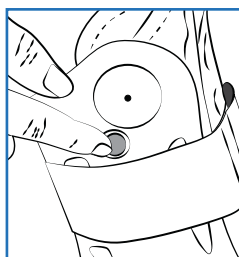
- Begin inflation on injured side first. Turn the SELECTOR found on the right-side of the brace to the appropriate number. Number 1 inflates the aircell on the right-side, Number 2 inflates the left-side and Number 3 inflates the back aircell.
- To inflate aircell, press and release LARGE inflation pump found on the top right-side of brace. Pump until aircell feels snug.
- Repeat to inflate other aircells, inflating Number 3 last.



3

Deflate Aircells

- To deflate aircells, turn the SELECTOR to the proper aircell number.
- Press and hold finger on SMALL release button found on the top right-side of brace.
- Deflate until pressure is comfortable.



4

NOTE:

Deflate aircells before removing boot for proper fit when reapplying.

Higher pressure provides more support when walking, lower pressure is more comfortable when sitting or reclining. Pressure can also be adjusted by tightening or loosening straps.

CLEANING INSTRUCTIONS:

The foam liner may be hand-washed in 86°F/30°C water with mild detergent and air-dried. Do not put in dryer or use other heat source to dry.

MATERIAL COMPONENTS

Shell: Polypropylene
 Front Panel: High Density Polyethylene
 Straps: Nylon
 Lined Aircells (Anterior And Posterior): Polyurethane W/ Polyester Fabric
 Inflation Pumps: TPU (Thermoplastic Polyurethane)
 Liner: Nylon/Polyurethane/Polyester (Outer/Foam /Inner Mesh)
 Binding: Polyester
 Outer Sole / Insole: EVA/Rubber
 Selector Dial: Nylon
 Sock (Elite): Acrylic/Cotton

PATENTED

DJO, LLC.
 1430 Decision Street
 Vista, CA 92081-8553 U.S.A.
djoglobal.com/aircast



Copyright © 2017 by DJO, LLC

Individual results may vary. Neither DJO Global, Inc. nor any of its subsidiaries dispense medical advice. The contents of this brochure do not constitute medical, legal, or any other type of professional advice. Rather, please consult your healthcare professional for information on the courses of treatment, if any, which may be appropriate for you.

MKT00-1319 Rev C