

DONJOY® ULTRASLING® IV ER

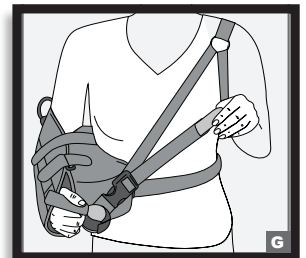
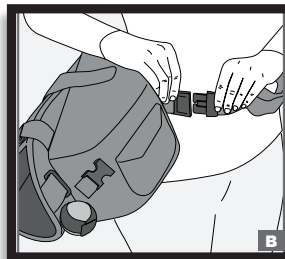
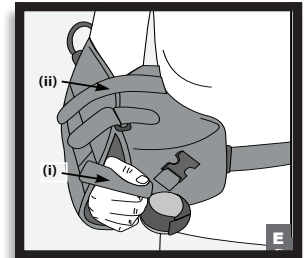
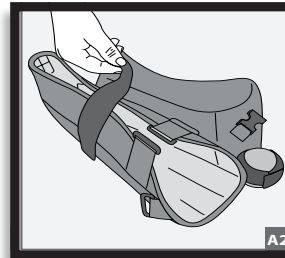
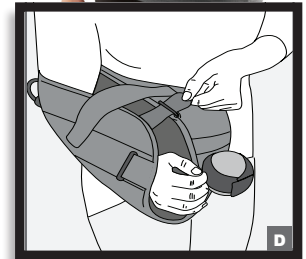
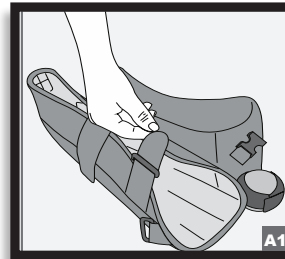
Patient Application Instructions



APPLICATION INSTRUCTIONS:

To ensure proper fit, product should be sized on patient pre-operatively. Product is shipped with strapping and sling configured to address post-op or rehab for a right shoulder/arm. The symbol for Right (R) on cushion should be facing up. To convert for left shoulder/arm, detach sling from abductor cushion; flip cushion over so waist buckle is to front and the Left (L) symbol is facing up; attach sling to outside of cushion with hook and loop strips.

- 1** Release waist belt on cushion, hook and loop strips at wrist position on front of sling and forearm strap (fig A).
- 2** Align cushion on the injured side at waist/hip level with elbow fixed at 90°. Place cushion so line on top of cushion is parallel to the front of your body (if you stand at a table, the line should be parallel to the table).
- 3** Bring waist strap from cushion around back of waist and secure buckle at front of pillow (fig B). Adjust waist strap and trim as necessary for proper fit.
- 4** Place forearm into sling with arm as far back as possible in the sling (fig C). Secure hook and loop straps at wrist position by first anchoring the strap closest to cushion, on cushion. Feed outside hook and loop strap through inside D-ring and secure strap on outside of sling (fig D). Place small mesh thumb strap (i) between thumb and forefinger and secure on sling. Secure forearm strap (ii) to sling and cushion (fig E).
- 5** Using your free arm reach behind your body and slip arm through shoulder strap (fig F). This motion is similar to a putting on a backpack. One strap should be over the unaffected shoulder (clavicular area) and the other under the arm (straps B & C). Secure end of clip on Strap A to mate at front of cushion (fig G). Adjust and trim all straps for proper fit by removing Y-tab on end of straps, trim to proper length, replace Y-tab.



WARNINGS AND PRECAUTIONS: If you experience any pain, swelling, sensation changes, or any unusual reactions while using this product, consult your medical professional immediately.

USE AND CARE: Hand wash in cold water 30°C/85°F. Hang dry.

MATERIAL CONTENTS:

Nylon, Polyester, Spandex, Polyurethane NOT MADE WITH NATURAL RUBBER LATEX.

CONTRAINDICATIONS: None

For product assistance, please contact Product Support at 1.888.405.3251 or email product.specialist@djoglobal.com

Please read the official **Instruction for Use** prior to using this device. Adjustments can only be made by a licensed professional.

Individual results may vary. Neither DJO, LLC nor any of its subsidiaries dispense medical advice. The contents of this poster do not constitute medical, legal, or any other type of professional advice. Rather, please consult your healthcare professional for information on the courses of treatment, if any, which may be appropriate for you.



DJO, LLC | A DJO Global Company

T 800.336.6569 D 760.727.1280 F 800.936.6569
1430 Decision Street | Vista, CA 92081-8553 | U.S.A.

DJOGlobal.com/donjoy